


# MOUNTING INSTRUCTIONS - XG-24DMA MT

(1) LOCATE AND REMOVE THE CLEVIS TOW LOOP, BY; REMOVING THE FOUR NUTS AS SEEN IN THE PICTURES BELOW. PULL THE BUMPER FORWARD AND REMOVE THE COTTER PIN AND PULL THE 1 INCH PIN OUT OF THE CLEVIS. SAVE CLEVIS FOR TOWING, BY REATTACHING TO MOUNTING BRACKET. REPEAT FOR OTHER SIDE.

INSIDE THE BUMPER



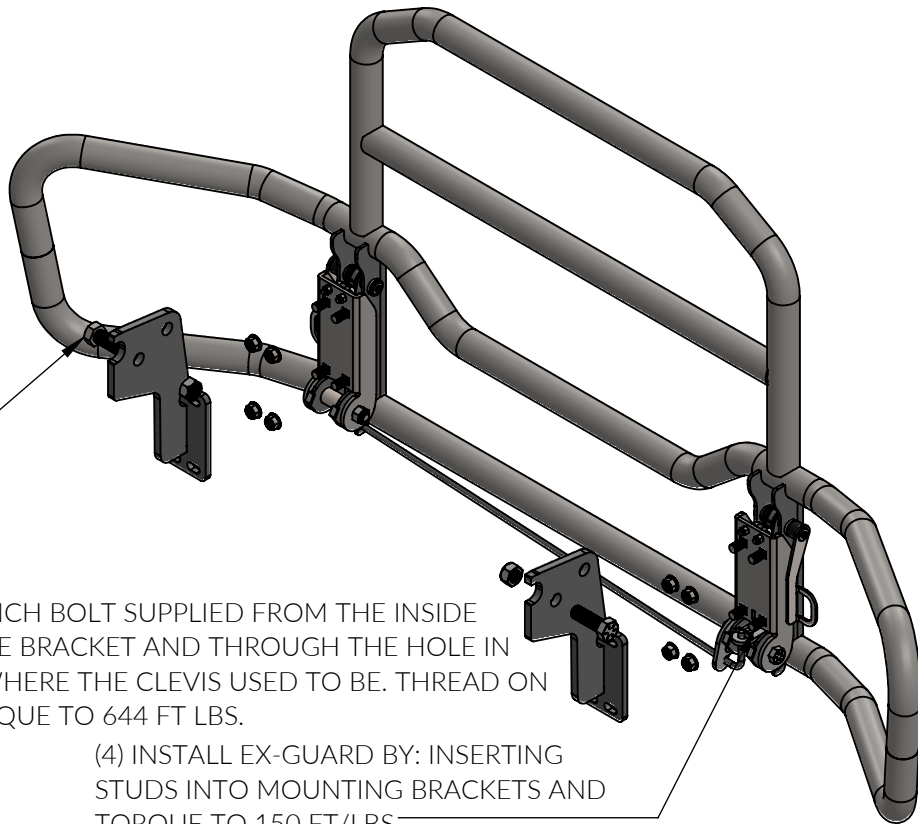
IN FRONT OF THE BUMPER



REATTACH CLEVIS TO BRACKET



(2) INSTALL THE MOUNTING BRACKETS AS SHOWN BELOW BY POSITIONING ON THE OUTSIDE OF THE FRAME, BACK OF BRACKET SHOULD REST AGAINST THE BUMPER BRACKET RIVETED TO THE FRAME.



(3) INSERT 1 INCH BOLT SUPPLIED FROM THE INSIDE THROUGH THE BRACKET AND THROUGH THE HOLE IN THE FRAME WHERE THE CLEVIS USED TO BE. THREAD ON THE NUT TORQUE TO 644 FT LBS.

(4) INSTALL EX-GUARD BY: INSERTING STUDS INTO MOUNTING BRACKETS AND TORQUE TO 150 FT/LBS

**IMPORTANT!!** Any Ex-Guard grille guard, bracket kit, or hardware must be used with corresponding Ex-Guard components. Use of any other product or brand with Ex-Guard products will immediately void the warranty provided by Ex-Guard Industries.

© THIS DRAWING IS THE PROPERTY OF EX-GUARD INDUSTRIES, INC. COPYRIGHT IS RESERVED BY THEM AND THE DRAWING ISSUED ON CONDITION THAT IT MUST NOT BE USED FOR ANY OTHER PURPOSE OTHER THAN FOR WHICH IT WAS SUPPLIED AND NOT TO BE COPIED, REPRODUCED, RETAINED OR DISCLOSED TO ANY UNAUTHORIZED PERSON EITHER WHOLLY OR IN PART WITHOUT THE CONSENT IN WRITING OF EX-GUARD INDUSTRIES INC.



CALL: (888) 902-2777 FOR INSTALLATION QUESTIONS OR EMAIL: [INFO@EX-GUARD.COM](mailto:INFO@EX-GUARD.COM)

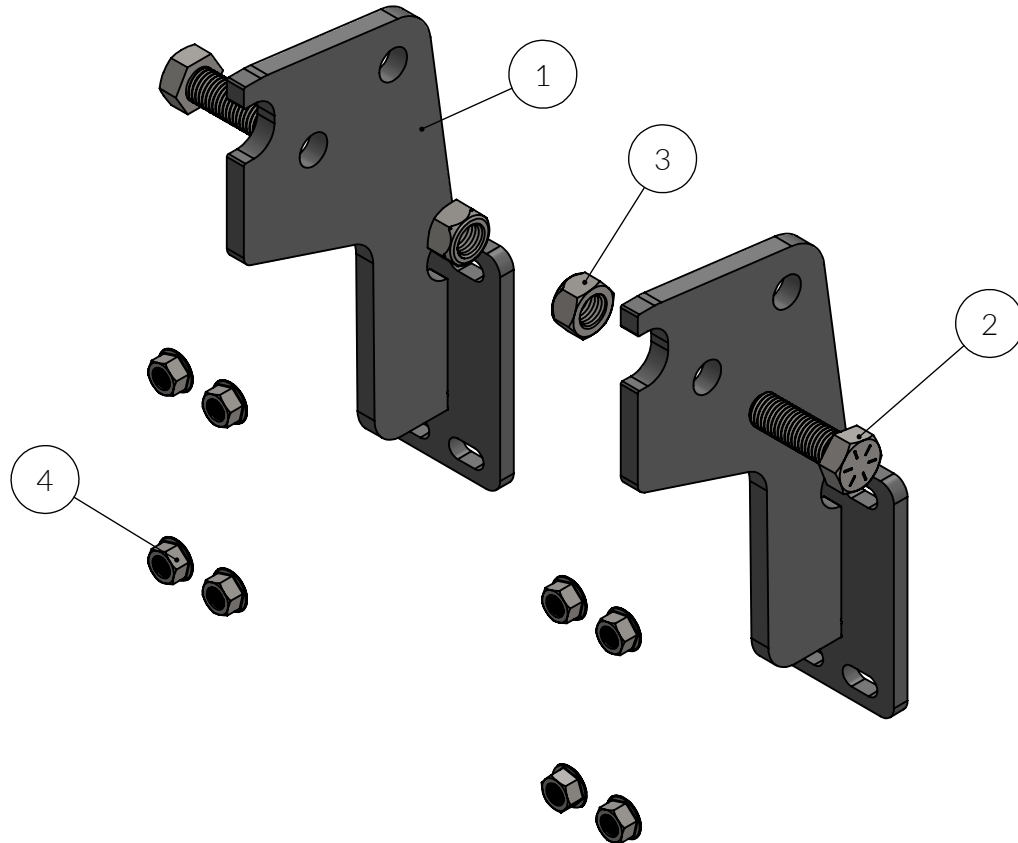


## PARTS LIST - XG-24DMA

BOLT KIT - XG-BRK13 & XG-BRK23

COMPATIBLE GUARDS

- Check <https://ex-guard.com/>



ITEM NO.	PART NUMBER	DESCRIPTION	QTY.
1	XG-24DMA-BR10	MOUNTING BRACKET	2
2	XG-001-100-8HHC3008ZY	1" X 3" HEX HEAD CAPSCREW	2
3	XG-001-100-8HHNTL8ZY	1"-8 TOP LOCK HEX NUT	2
4	XG-001-62-11FHHNL5Z	5/8-11 FLANGE PATCH HEX NUT	8

ATTENTION!! Any Ex-Guard grille guard, bracket kit, or hardware must be used with corresponding Ex-Guard components. Use of any other product or brand with Ex-Guard products will immediately void the warranty provided by Ex-Guard Industries.